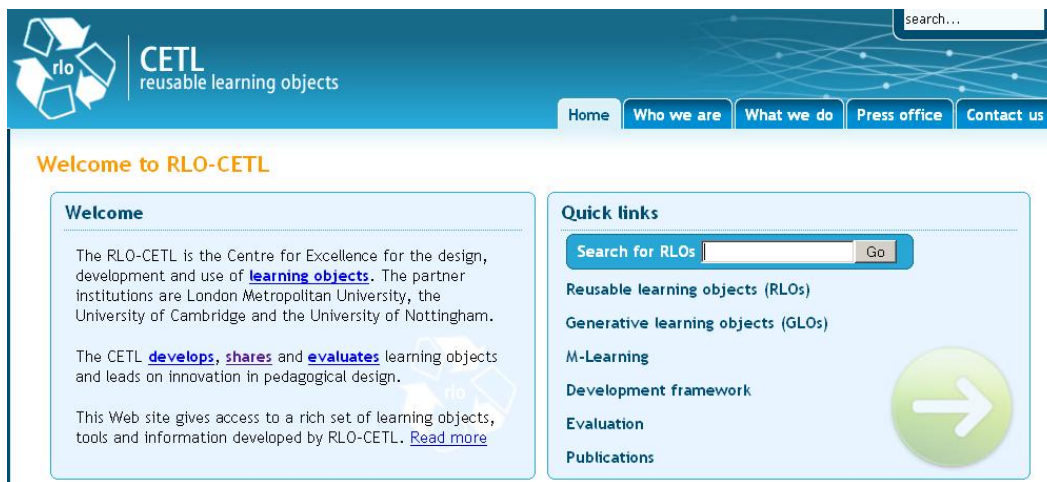


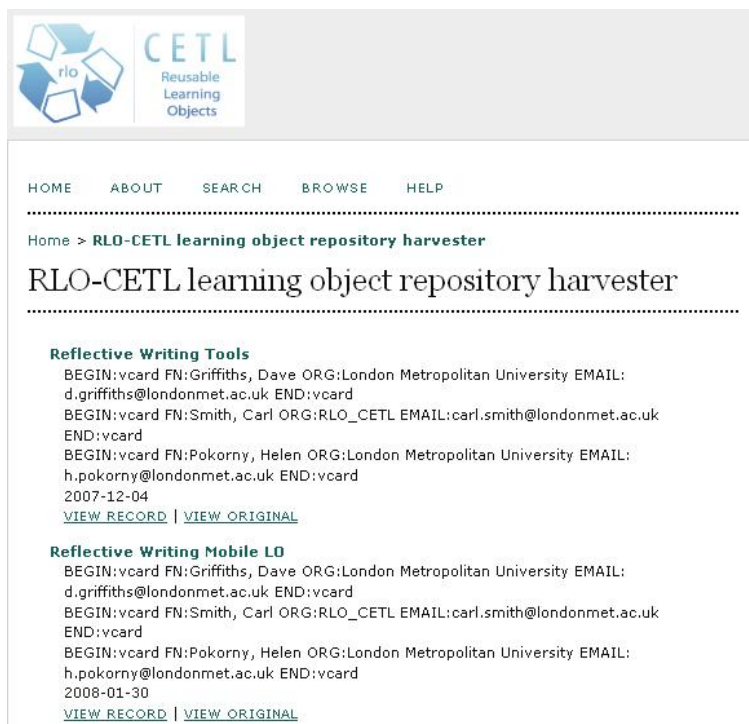
How to link from WebLearn to an object in the CETL in Reusable Learning Objects database.

Example: Reflective Writing Tools.

1. Open a second browser and enter <http://www.rlo-cetl.ac.uk>



2. Type in the topic you are looking for in the **Search for RLOs** field, for example **Reflective Writing**.
3. Click **Go**.

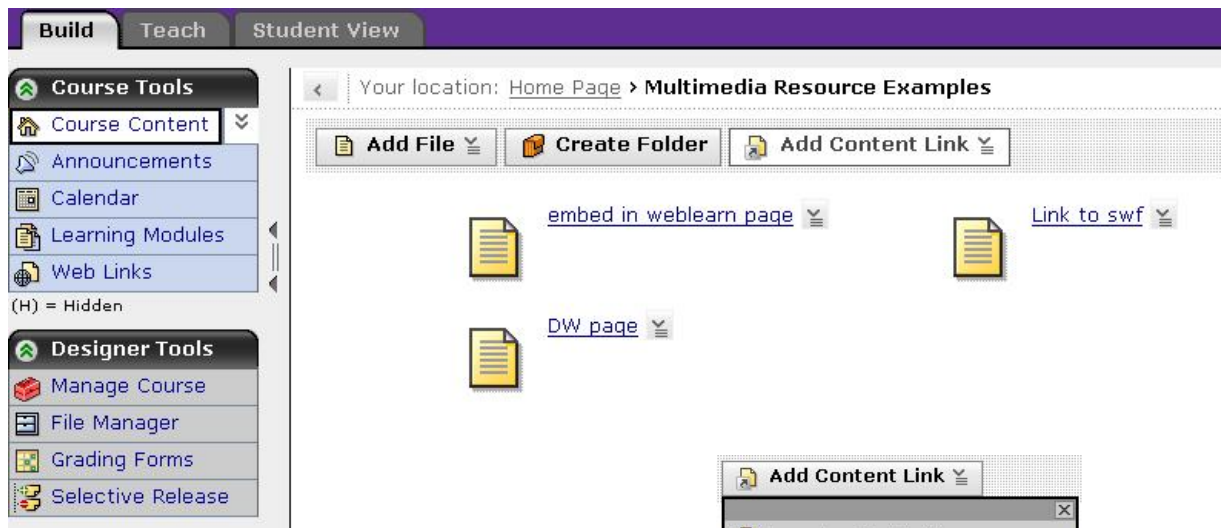


4. Click **View Original** (the left hand menu is not a permanent feature and will disappear soon) for Reflective Writing Tools.

5. Select and copy the **URL** shown in the Address Bar.



6. Open the WebLearn module.
7. In **Build** tab go to the area in which you want the link to be.



8. Click **Add Content Link** button and choose Web Link.
9. Click **Create Web Link**.



10. Enter the **Title** for the WebLink.

Create Web Link

*Title:

Description:

Item Visibility: Show Item
 Hide Item

Web Address (URL)

*

Open in a new browser window

Created by

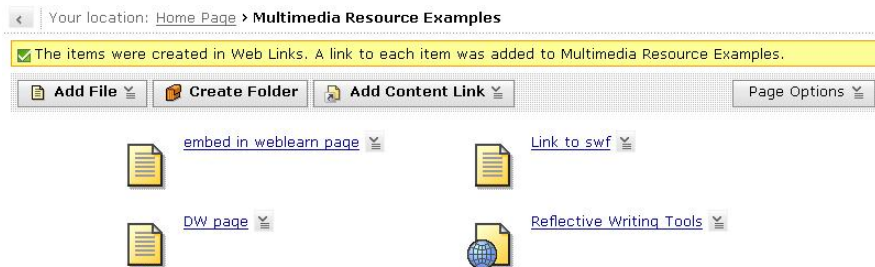
Amanda Wilson-Kennard

Category (Web Links can be organized into categories.)

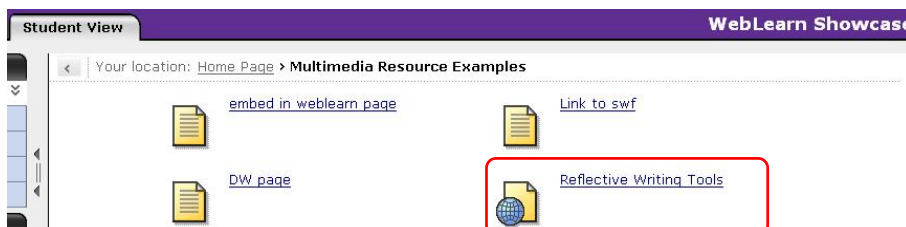
Select Category:

11. Paste the URL into the **Web Address (URL)** field.

12. Click **Save** and the action is confirmed.



13. Click **Student View** tab.



14. Click on the web link to preview, e.g. **Reflective Writing Tools**.

15. RLO page shows embedded into WebLearn.

The screenshot shows a WebLearn Showcase page titled 'Student View' and 'WebLearn Showcase'. The breadcrumb trail is 'Your location: Home Page > Multimedia Resource Examples > Reflective Writing Tools'. The main content area is titled 'TOOLS FOR SUPPORTING REFLECTIVE WRITING'. It includes a text box stating 'At least FLASH player 8 is required to view this learning object.' and 'Press the Next button to begin.' There are two images: one of a hand writing with a pen and another of an open book. A logo for 'CETL Reusable Learning Objects' is also present. A speech bubble on the right says 'This resource contains tools which are designed to help you with your reflective writing'. At the bottom, it says 'TOOLS FOR SUPPORTING REFLECTIVE WRITING RLO Page 1 of 5' and a 'Next' button.

The screenshot shows the 'Quick links' section of the CETL website. It features a search bar with the text 'Search for RLOs Reflective Writing' and a 'Go' button. Below the search bar, there are several links: 'Reusable learning objects (RLOs)', 'Generative learning objects (GLOs)', 'M-Learning', 'Development framework', 'Evaluation', and 'Publications'. The 'Reusable learning objects (RLOs)' link is highlighted with a red box.

16. Alternatively you can access specific RLO's from the **Quick Links** on the CETL home page.

The screenshot shows the CETL home page. The header includes the CETL logo and 'reusable learning objects'. There is a search bar in the top right corner. The main navigation menu includes 'Home', 'Who we are', 'What we do', 'Press office', and 'Contact us'. The 'Completed RLOs' section is highlighted, featuring a search bar and instructions on how to search for RLOs. Below this, there is a list of 'RLO-CETL subject areas' with links to various topics: Study skills, Working with information sources, Business studies, Pharmacology, Clinical skills, Evidence-based practice, Foundation science, Human life sciences, Sports science, Numeracy, Maths for medics and vets, Statistics, Languages, French, and Inter-professional learning.