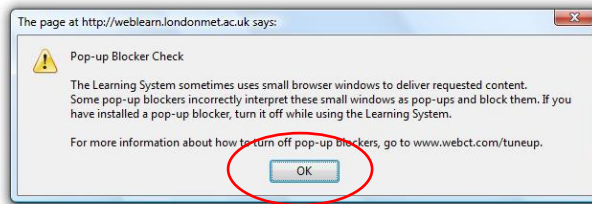
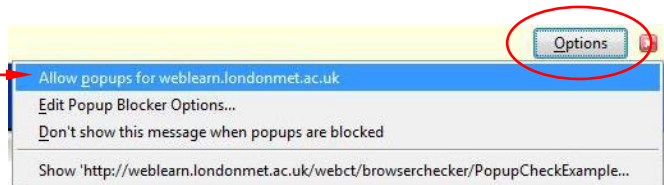


When logging on to WebLearn for the first time, a number of actions need to be taken which will enable you to use the VLE effectively. Firstly, the Pop-Up blocker needs to be disabled then the Java certificate must be accepted as follows:

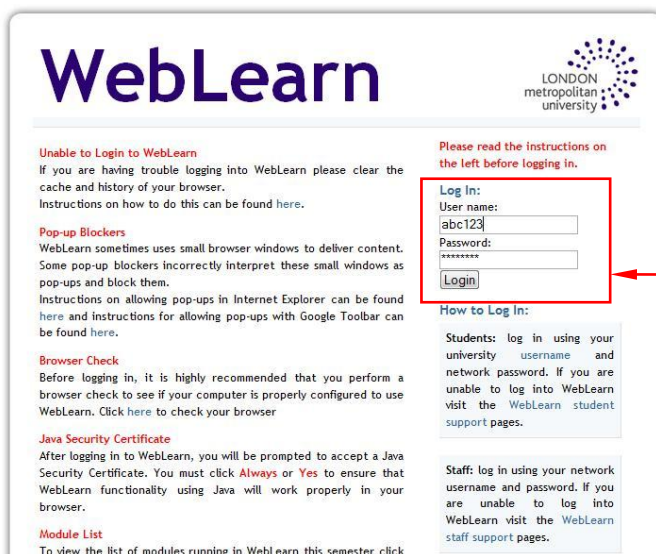
1. Log into WebLearn through the Quicklinks on the Metranet or the web site.
2. An **alert** window will inform you that the blocker is enabled, click **OK**



3. Click **Options** and choose **Allow popups for weblearn.londonmet.ac.uk**



4. Click on the **London Metropolitan University** Link



5. Read carefully, the login page as this has important information for users of WebLearn.
6. Log in with your network ID and Password (for both staff and students it's the letters and/or numbers shown at the top of the ID cards).

7. Finally, you will be asked to accept a Java Digital Signature, put a **tick** in the box **Always trust content from this publisher** then **Run**.

