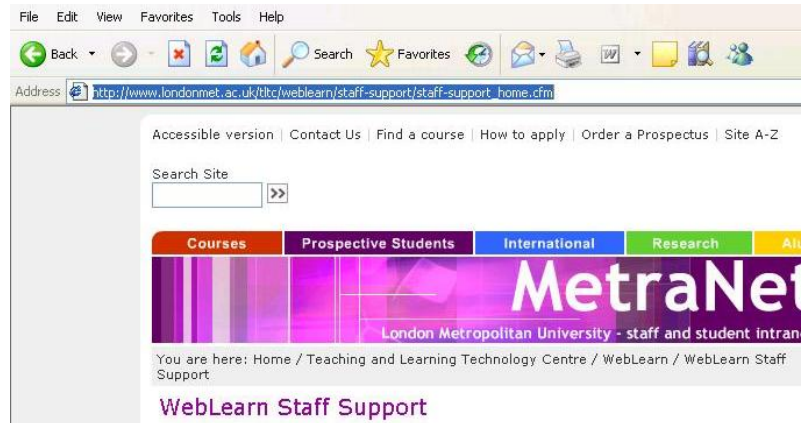
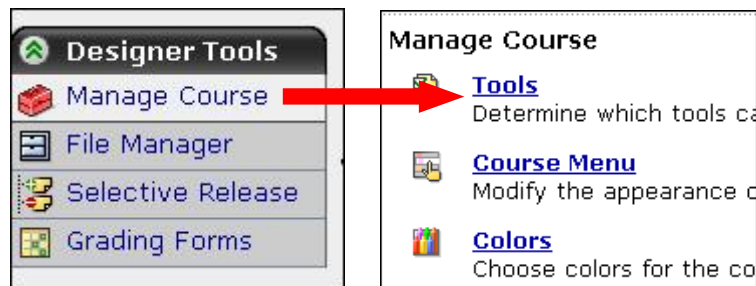



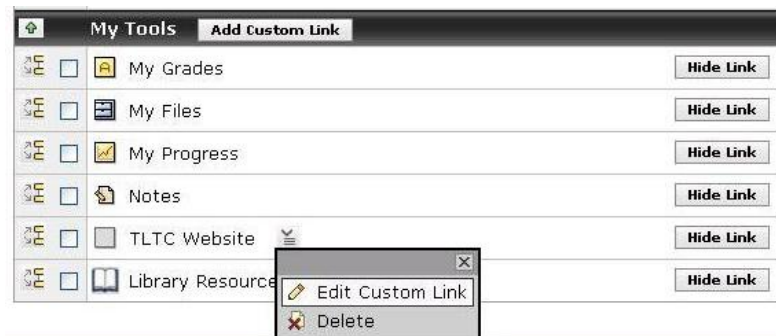
1. Open a new browser window and navigate to your module spec on either the Metranet or the London Met web site. Highlight (click in address field) and copy (Ctrl+C) the URL.



2. Select **Manage Course** in the **Designer Tools (Build tab)** menu and then **Course Menu**



3. Using the ActionLink  next to the link title, choose **Edit Custom Link**



Edit Custom Link


Enter a title and URL for the custom link. You have the option of entering the protocol for the URL. If none is entered, the default is HTTP. If you want to use an icon, the image will be re-sized to 20x20 pixels automatically.

*Title:

*URL:

Icon:

4. Paste the address into the Title field of the Edit Custom Link window.



WebLearn Teaching & Learning Technology Centre
 My Modules | Accessibility | Help | Log out
 Build Teach Student View **Training 12**

Accessible version | Contact Us | Find a course | How to apply | Order a Prospectus | Site A-Z
 Search Site >>

Courses Prospective Students International Research Alumni Business Links

MetraNet
 London Metropolitan University - staff and student intranet

You are here: Home / Teaching and Learning Technology Centre

TLTC - What We Do

The **Teaching and Learning Technology Centre (TLTC)** promotes and supports the effective use of learning technologies in teaching and learning.

- Training Diary for current training opportunities.
- Multimedia Development - Visit the showcase
- Weblearn Support
- Drop-in studio with latest software

Learning Technology Training Diary

How to Find Us
 Getting Started in Learning Technology
 Learning Technology Focus Group
 Learning Technology mailing list
 Resources
 TLTC - What We Do
 TLTC Showcase
 TLTC Staff
 Talking PowerPoint